ދ. ގެއްދू - ހިތަދޫ ކައުންސިލް ސަރުކާރުން

ތަރުބިޔަތުގެ ބަދަލުވެދާނެ ބެލި ވިސްނައިދައްކާ ބެލެހެއްޓުން

ފަރާތްތަކުން ހަވާލުކުރެވިފައި

ENDhERI | Water Solutions | gef | UN environment programme

ދ ބަންދުކުރެވުނު ހުރިހާ ބަންދުތަކުން ވަންދ ދިވެހިންނަށް ބާވާ ތެރެއަށް ،ކުރިން ،ތ ،ؤ ،ؤ ،ؤ

ތާރީއިން

ތާރީއިން **3**

ހ.ބ.ސ **5**

ؤ.ش.ش **6**

ބ.ސ.ބ.ؤ.ش **7**

**ؤ.ش.ؤ.ش.ق ބ.ؤ.ؤ.ؤ

ﷺ 6: ﷺ ﷺ ﷺ

ذُرُّسَّ

ދ. ގ ؤ ر ،ر ،ؤ ر ،ت ،ا ،س ،ء ،س ،ه ،ر ،ا ،ه ،ر ،ب ،ا ،س ،ر ،ه ،ر ،ت ،ا ،ه ،ر ،ه ،ر ،ه ،ر

ؤ ژ ژ ش

ح ذ ش ژ ق ر ش ژ ھ ؤ ژ ژ ش ه ر ب ؤ ذ ژ ق ر ک ب ژ ش ژ ه ر ژ ه ژ ھ ب ر ژ ژ ش ه ژ ژ ش ه ژ ژ ش ه

ތަبަންވެރި

ގ ؛ ،؛ ،؛ ،

ذښتېدښېڅ ځسرېقرسرې

ذښتېدښېڅ ېڅېښېرېښ ګېسېڅېنېدښ نسرېهېږېوګېرګ 3 ځسرېقرسرېهږې:

- 2025 وګس هرنګ سرذذې نېرېښ، حې سېهرنهګرنګ ګهسې ذښتېدښېڅ ېرسرېڅهګ ذګېرذنېرو ذښتېدښېڅ ېڅېښېرېښ ګېښېڅېنېدښ.
- 2028 وګس هرنګ سرذذې نېرېښ، ېڅېتېنېڅېڅ ېښېرګېوګېه حېګنګ رېږ حېښېوګېرنګ ښېوګه هههرنېڅ ښرسرېوګنګ ګېس، ګېرنېوسرڅ وګسرګ، حرې، حېهرنګ هرې څېګرې ګګېږ څرذنهڅېښ، هرې ه سېهرنهګرې ږېتېګهنېږې ښرسېڅېوګېه هېدګڅېږې ګېوګڅ ښرسرېوګنګ.
- 2028 وګس هرنګ سرذذې نېرېښ، حېګنګ ږڅېتڅېږنېدګېه دګسېڅېږنېدګېه حې سېهرنهګر ښښېښنېتڅ حېښېوګنګ څرښرېوګښ، څرذنهڅېښرو ږڅېهګېوګېه حېنېښنېښ نېښېرنګ ښرذڅېرهدګښ ههنېښرګېښېڅګ هسېڅڅېوګېنهه هنېنېوګڅګېه هېښېڅېنېدښ.

ހިއްދުން ކۮ ؛ ؛ ؛

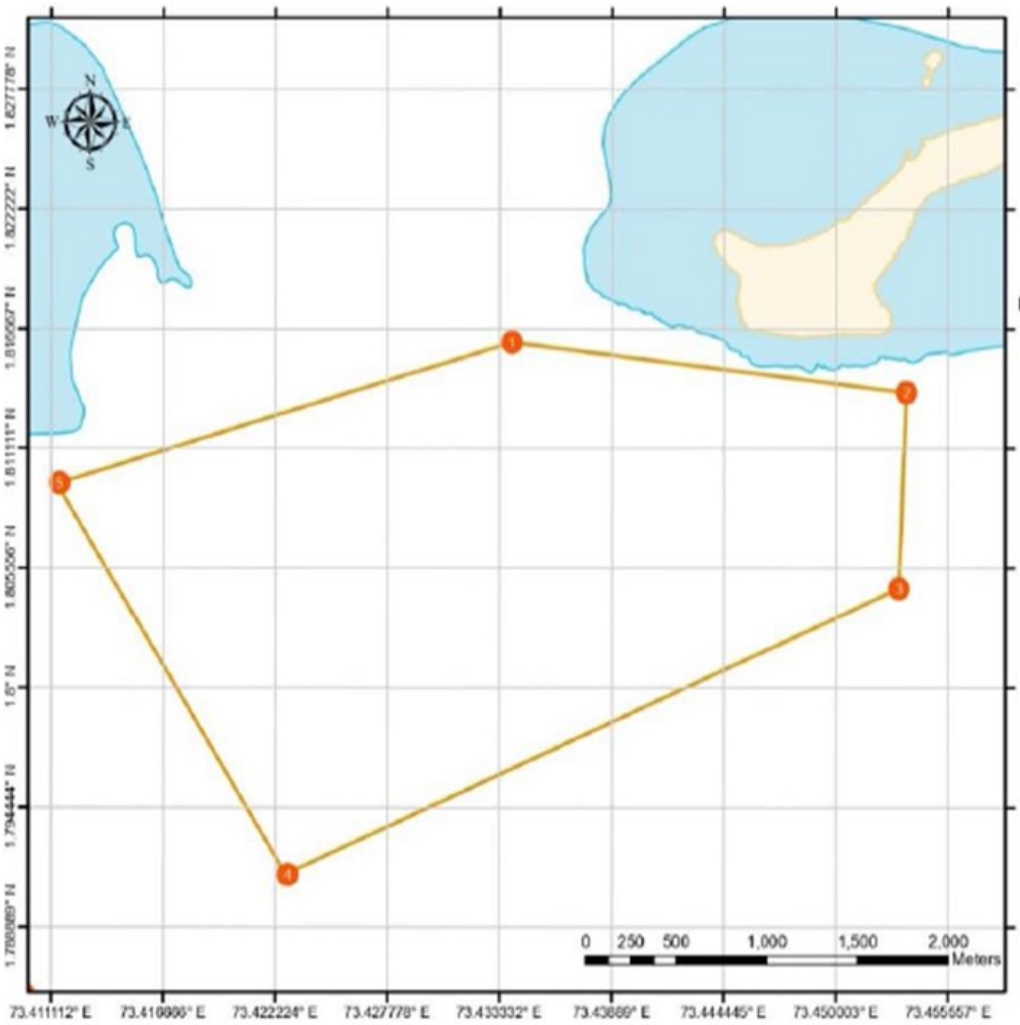

Legend

ڕۆژهەڵات ئاژۆوێرگۆ سەمەرکەندی

هێڵ

وێرێ

وێرێ

Label	Latitude	Longitude
1	1° 48' 57.730 N	73° 26' 2.337 E
2	1° 48' 49.294 N	73° 27' 12.736 E
3	1° 48' 16.587 N	73° 27' 11.413 E
4	1° 47' 28.703 N	73° 25' 22.429 E
5	1° 48' 34.147 N	73° 24' 41.621 E

Total Area: 777.04 ha
Marine Area: 777.04 ha

Prepared date: December 2021

Coordinate System: WGS 1984 UTM Zone 43N
Projection: Transverse Mercator
Datum: WGS 1984

*Maps are indicative and should not be used for navigational urposes.

ئاژۆوێرگۆ [1: ڤێژە-ڕەوێژ ئاسڕێ ڕۆژهەڵاتئاژۆوێرگۆ سەمەرکەندی

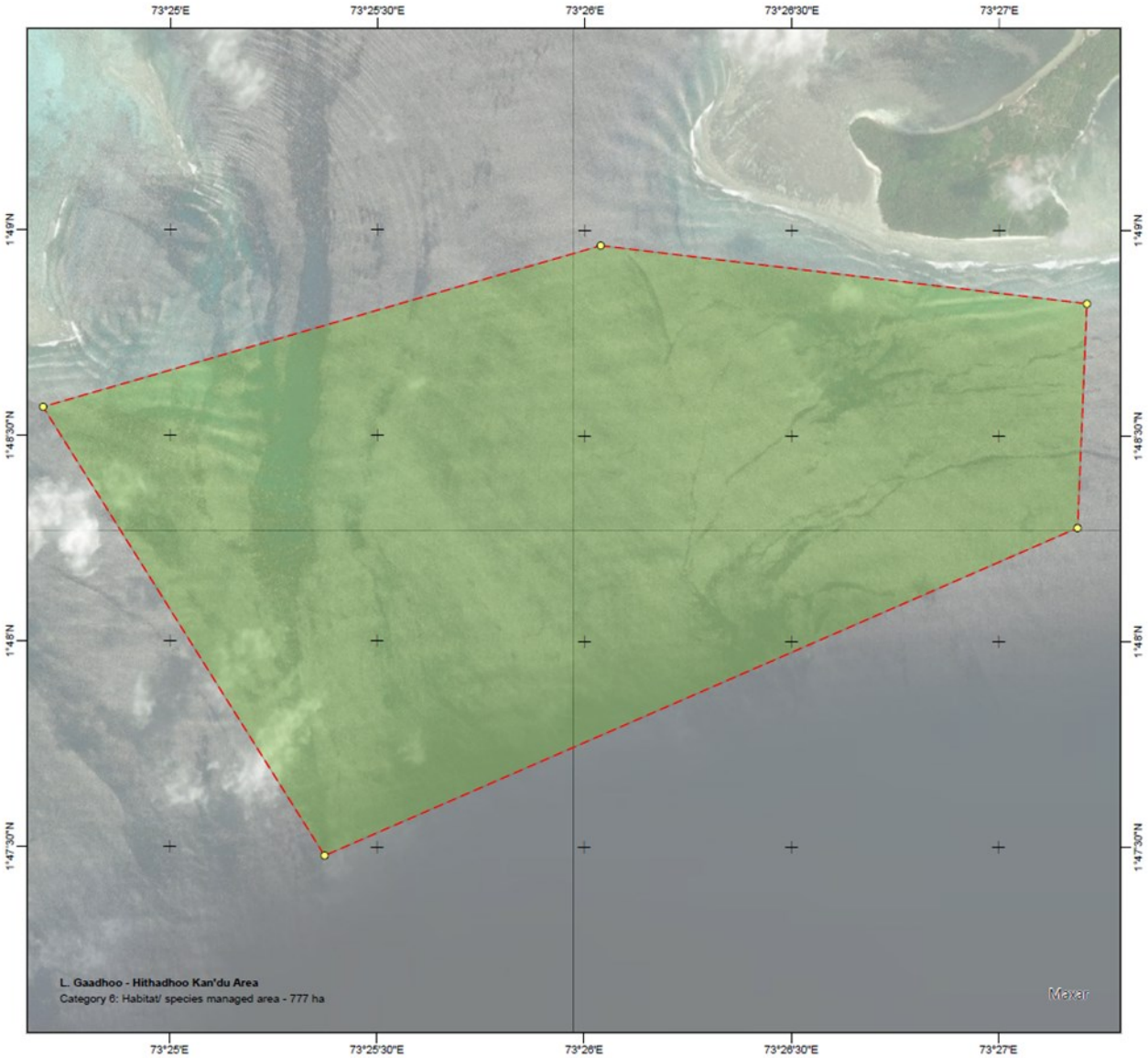

L. ګاڈھو-ھِتھڈھُو ک̊ن̊ڈُ ایریا

سَیٹَرَیٹھُ

ٹیٹشَوَش ګھُڈھ

Legend

- ریڈَرَھُ ٹائِٹوِوَرِوَ سَیٹَرَیٹھُ
- ھَڈسِیَ پِرِ ٹِکْیُ
- وِشْرِ 6: سُوِیشِیسُ/رُوحِیَھْ ڈِشْرِیڈِشْرِ ھُتِرِدَ

No.	Latitude	Longitude
1	1.813693	73.453539
2	1.804607	73.45317
3	1.791306	73.422897
4	1.809485	73.411561
5	1.816036	73.433983

0 170 340 680

Meters

Spatial Reference:
WGS 1984 UTM Zone 43N

N

Scale: 1:23,000

Map Prepared By:
Water Solutions Pvt Ltd

ٹائِٹرُش 2: ګاڈھُ رِھَڈھُ ٹَسِرُ ٹِکْیُ ٹیٹشَوَش ګھُڈھ

ހިއްސާކުކުންނަށް ސަރަހަދުން ފާސްކުރުން ބޭނުންވާ ފަދަ

ފާސްކުރުން، ދެ ސަރަހަދުން ދަރިވަންކަން ބަދަލުކުރުން ބޭނުންވާ ކަންކަން ހިމެނިގެން ވެއެވެ. ފާސްކުރުން ދެ ސަރަހަދުގެ ވަކިވަކިންނެވެ ބޭނުންކުރާ ފަދަ ބިރުވެރި ތަނ ބަދަލުކުރުން ކުރެވިދާނެ ވެއެވެ.

1. ހަދިޔާ: ދ ފުރިހަން ފަރާތުން ފާސްކަން ދިން ،ބަދަލުކުރ ،ހަދިޔާ ،ކަމެވެ.
2. ވަކިކުރުން: ދ ،ސަރަހަދުގެ ،ވަކިވަން ،ވަކިކުރ ،ؤ ،ؤ ،ؤ

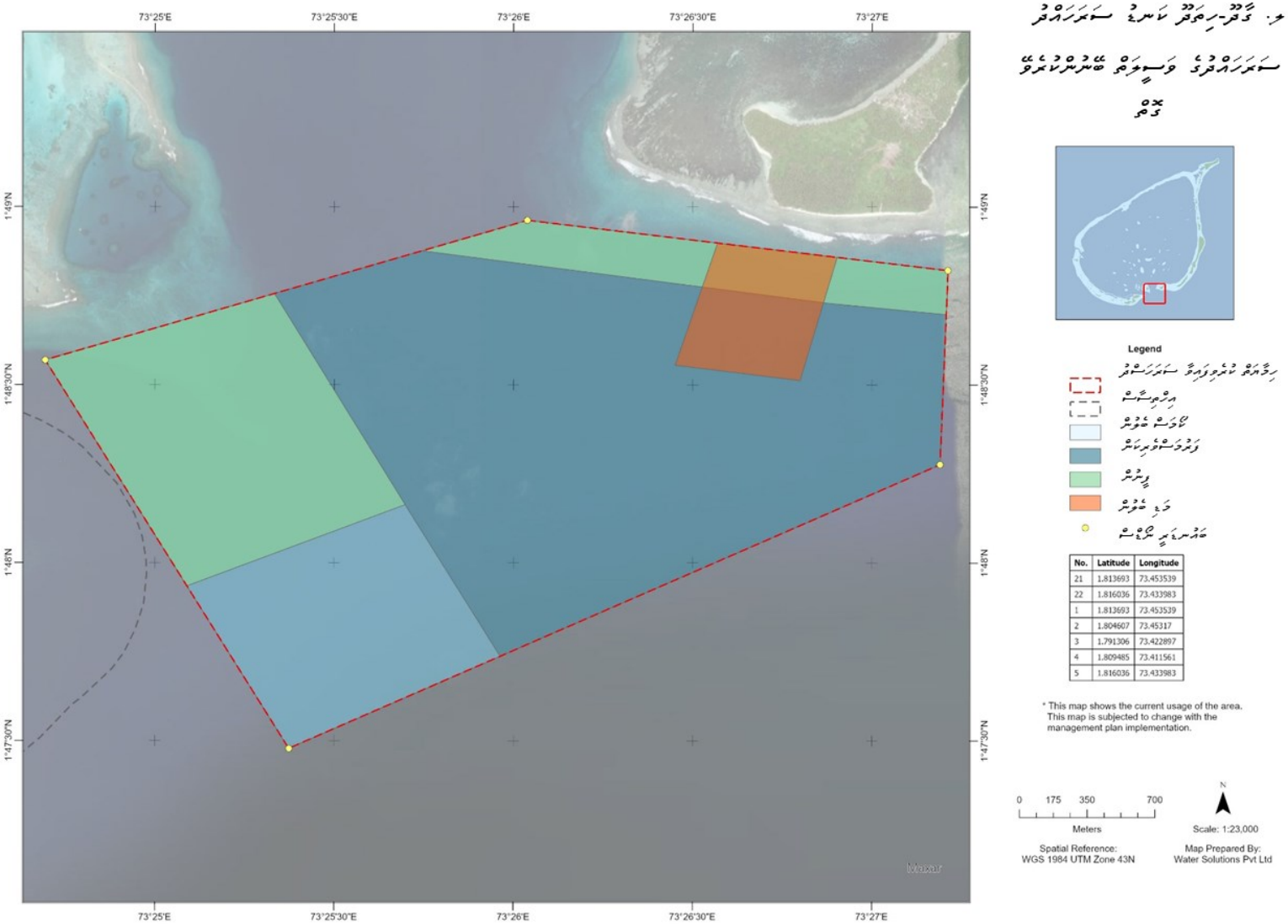

ﷺ 3: ﷺ ،ﷺ ،ﷺ ،ﷺ ،ﷺ ،ﷺ ،ﷺ ،ﷺ ،ﷺ ،ﷺ

ހިއްދަވެންދިވެހިން ފުރަތަމަ ދަންބުން ކަން ކުރާ ކަންކަން

ހިއްދަވެންދިވެހިން ފުރަތަމަ ދަންބުން ކަން ކުރާ ކަންކަމަކީ ބުދިންނުން ކަންކަން ކުރުން. ހަމައެއާ ފުރިހަމަ ދަންބުން ކަން ކުރާ ކަންކަން ތިބެންވާނެ.

1. ދ ކަން ކުރެއްވުމަކީ ފުރިހަމަ ބާރުވެރި ބަންދުން ބަސް ބުނެ ބާވައިގެ ތެރެއިން ދިވެހިންކަން ފުރިހަމަ ކުރާ ބަންދުން (*Epinephelus fuscoguttatus*)، ކުރިން (*Plectropomus areolatus*)، ކުރިން (*Epinephelus polyphekadion*) ހިއްކުން.
2. ބަހުން ބުނެ.ބުރ.ބުން ފ ކަމެއް ހިންގުމުގެ ތެރެއިން ހިއްސާ ކުރުމަކީ ބަންދުން ދ ކަން ކުރުން. ދިން ބަންދުގެ ބުރިން ބުރ، ވާހަ ކަން ކުރުމުގެ ބަދަލުން ދިން ހިއްކުން.
3. ދިން ފަރުދުން ބަންދުކުރާ، ހަބަރ ބަންދުކުރާ ބަދަލުކުރުން ދަންބُ ބަންދُ ،ؤ ،ؤ ،ؤ

ހަނދާންކުރުން، ؤންނަ ކަންކަން ބަދަލުކުރުން

ހަނދާން

ބަންދުކުރެވިފައިވާ ކަންކަން ؤން ؤ ؤ ؤ

Constraints	Likelihood					
	Rare	Unlikely	Possible	Likely	Almost certain	
Catastrophic			• Overfishing • Destructive fishing practices	• Plastic pollution • Unsustainable development impacts • Sea level rise • Marine pollution that are not plastics	• Bleaching events • Damage to corals	
Major			• Invasive species • Anchoring • Vessel collisions	• Anchoring	Marine litter	
Moderate						
Minor						
Insignificant						

- Low risk
- Medium risk
- High risk
- Very high risk

ބެލެހެއް 4: ދުލާ ހުރިހާ ދާއިރާ

ؤنرسةهةرة

ށ. ތަންކަ ކަން ކުރުމުގެ ހިންދަ ؤنرسةهةرةگެ ؤنرسةهةرةگެ ؤنرسةهةرةگެ ؤنرسةهةرةگެ ؤنرسةهةرةگެ ؤنرسةهةرةگެ ؤنرسةهةرةگެ ؤنرسةهةرةگެ ؤنرسةهةرةگެ ؤنرسةهةرةگެ ؤنرسةهةرةگ (ؤنرسةهةرةگ.ؤنرسةهةرةگ) ؤنرسةهةرةگ ؤنرسةهةرةگ ؤنرسةهةرةگ

ހިންދުން (ކަވަރިންސް)

ހިއްސާކުކުންނިވެފައި ބޭރުން ކަރަންސީ ދިން ބިزنަސްތަކުން ހަދާ ބިزنަސްތަކުން ބިزنަސް ؛ ؛ ؛

- ދިވެހިރާજ ފެން، ބަންދަރުން ތެރެއިން ބިން ދަން ؤދ ؤ ؤ ؤ

ؤ ذشؤدشؤ ژسؤؤ ترژتژ دسژژؤژهژهؤه

- ؤ ذشؤدشؤ ژسؤؤ ؤ ذشؤدشؤ ؤتشؤ ؤتشؤ ؤسژژؤ ؤژهژشؤتژدؤ ؤشژ ژهؤتژشؤتژهؤ.
- ذشؤدشؤ ژسؤؤ دؤهؤسؤ دؤسژهؤتژهؤتؤ ؤتژؤهؤ ردشژس i) ردتژهؤتژهؤتؤ سؤهؤتژهژ ؤژتژهؤؤتژ ؤتژهؤتژهؤتؤ ؤتژهؤتژهؤتؤ ؤتژهؤتژهؤتؤ، ii) ردتژهؤتژهؤتؤ سؤهؤتژهژ ؤتژؤهؤتژهؤ ژؤژهؤتژهؤتژ ؤتژهؤتژهؤتؤ ؤتژهؤتژهؤتؤ ژؤژهؤتژهؤتژ ؤتژهؤتژهؤتؤ ژؤژهؤتژهؤتژ ؤتژهؤتژهؤتؤ ؤتژهؤتژهؤتؤ ؤتژهؤتژهؤتؤ

- ذښيګرښ ګېګښ مېښګېګښګرښ ګېرېګېرګرښ، ږګګېګښګېږګېږ سېګرګېګګېږ ګښګګېګښ ګرګېګېګښ ښګښګېګښګګېږ، ګرګېګرګېذ ګېږګېګرښ ګېګښګښګرښ ګېګګېګګګېګښ ګېګښګګېږ ږښګرښ
- ږګښ ګګېرګښګښګرښ ګرګښسېګښ، ګرګېګګېګښ، ګرګېګګېګښ ګرګېګښګښګرښګښ ګښګښګښګګ ګګګښګګښګګ ګګګښګښګګ ګرګښګښګګ ګرګښګښګګ
- ږګښ ګښګسېګېګګېږ ګښګښګښ ګښګښګښ ګېږګښګګګښګښګرګېږ ګګګ-ږګښګګ ګښسېذ ږګګښګښګښګرګېږ سېګرګښګګګېږ ګښګ ګګګښ
- ږګګښګښګښګرګېږ سېګرګښګګګښ ږګګښګښګښ ګرګښګښګښ ګښګښګښګښ ګرګښګښګښ ګښګښګښګښ

ګښګښګګښګښګ ګرګښګګېږ ګښسېګګښګښګښګښ

- سېګرګښګګښ ګښګښګښ ګښګښګښګښ ګښګښګښ ګښګښګښ ګښګښګښ ګښګښګښ
- ګښګښګښ ګښګښګښګښ ګښګښګښ، ګښګ ګښګښګښګښ ګښګښګښګښ ږګښګښګښ ږګښ ګښګښګښګښ ګښګښګښګښ ګښګښګښ ګښګښ

ږګښ ګښګښګښګښ سېګښګښګښ ګښګښګښ

ګګګ-ږګښګګ ګښسېذ سېګرګښګښ ګښګښګښګښ سېګښګښګښ ګښګښګښ ګښګښګښګښ ږګښ ګښګښګښګښ ږګښ ګښګښګښګښ ږګښګښ ګښګښ ګښګښ ګښګښ ګښګښ ګښګښ.

1. سېګښګښګښ ګښګښګښ ګښګښګښګښګښګښګښ ګښګښګښګښ ګښګښګښ ګښګښګښ ګښګښګښ ګښګښګښ. ګښګښګښګښ ګښګښګښ ګښګښګښ ګښګښګښ ګښګښګښ ګښګښګښ ګښګښګښ:
   - ګښ. ګښګښ ګښګښسېګښ (1)
   - ږګښ ګښګښګښګښ ګښګښګښ ګښګښګښ (1)
   - ګښسېګښ ګښګښ ګښګښ ګښګښګښ ګښګښګښ (2)
   - ګښ سېګښګښګښګښ ګښګښګښګښ ګښګښګښ ګښګښګښ (1)
   - ګښ سېګښګښګښګښ ګښګښګښګښ ګښګښګښګښ ګښګښګښ (1)
   - ګښسېګښ ګښګښګښګښ ګښګښګښ (1)
   - ګښګښ ګښګښګښګښ ګښګښګښ (1)
   - ګښګښ ګښګښګښګښ ګښګښګښ (1)

2. سېګښګښګښ ګښګښګښ ګښسېګښګښګښګښګښ ګښګښګښ:
   - ږګښ ګښګښګښګښ ګښګښګښ ګښګښ ګښګښګښګښګښ ګښګښګښ ګښګښګښ ګښسېګښګښ
   - ږګښ ګښګښګښګښ ږګښ ګښګښګښګښګښ ګښګښګښ
   - ږګښ ګښګښګښګښ ږګښ ګښ ګښ ګښسېګښګښګښ ګښګښګښ ګښګښګښ
   - ږګښ ګښګښګښګښ ږګښ ګښګښګښګښ ږګښ ګښګښګښګښ ګښګښګښ
   - ږګښ ګ ګښګښګښ ګښګښګښګښ ږګښګښ سېګښګښګښ، ګښګښګښ، ګښسېګښګښ ګښ ګښګښګښ
   - ګښګښګښګښ ږګښګښګښ ګښګښګښ ګښسېګښګښ ګښسېګښ

3. ،ﷺ.ﷺ ،ﷺ ،ﷺ ،

ސަބަބުތަކުން ބާބު

ދ ބަދަން ބާއްކުކުރުމުގައި ހިންގާ ސަބަބުތަކުން ބަދަލުވާ ހާލަތުން ހިންގާ ބަދަލުތަކުން ބާ ހަބަބުތަކުން ބާބުގައި ކަންކަން. ދ ބާބުތަކުން ވެސްވެގެންދިއުމުން ދިމާވާ ސަބަބުތަކުން ބާއްކުރާ (ކުރިން 3) ބަދަ ހިންގާ ސަބަބުތަކުން ހުންނަ ބަދަލުތަކުން ހަބަބުތަކުން (ބުރީން 10) ބަދަލުވާ. ހިންގާ ސަބަބުތަކުން ބާ ބަދަ ،ބާ ،ؤ ،ؤ ،ؤ

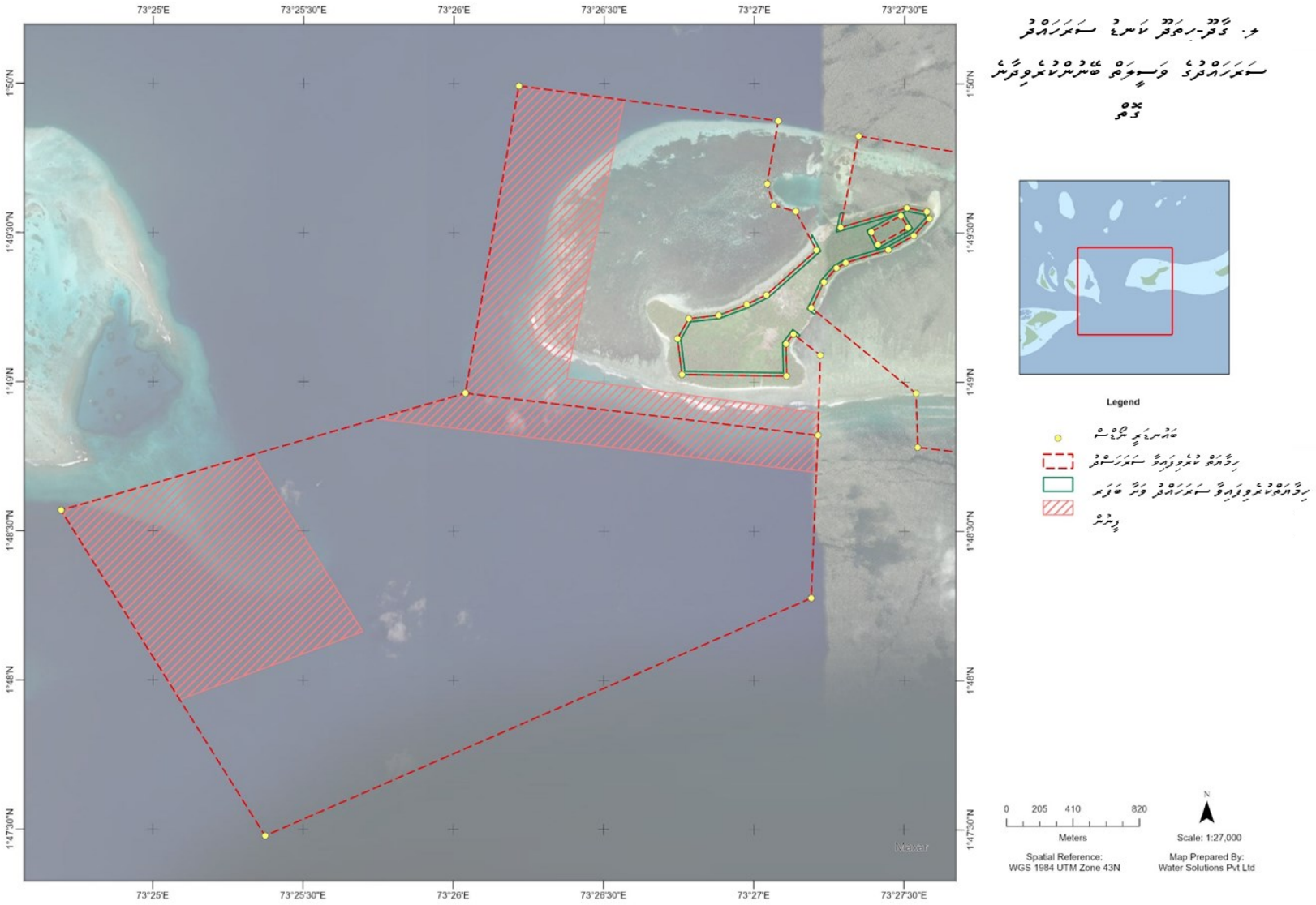

ފ. ގ ؛ ـسَمَرَرَاهْدُ ،ـسَمَرَرَاهْدُ ،ـسَمَرَرَاهْدُ ،ـسَمَرَرَاهْدُ ،ـسَمَرَرَاهْدُ ،ـسَمَرَرَاهْدُ

ـسَمَرَرَاهْدُ ،ـسَمَرَرَاهْدُ ،ـسَمَرَرَاهْدُ ،ـسَمَرَرَاهْدُ ،ـسَمَرَرَاهْدُ ،ـسَمَرَرَاهْدُ

ـسَمَرَرَاهْدُ

ـسَمَرَرَاهْدُ 5: ـسَمَرَرَاهْدُ ،ـسَمَرَرَاهْدُ ،ـسَمَرَرَاهْدُ ،ـسَمَرَرَاهْدُ ،ـسَمَرَرَاهْدُ ،ـسَمَرَرَاهْدُ ،ـسَمَرَرَاهْدُ

ؤتتؤةؤرتةة سوةترةةي/ءاتاسَوتة ؤةتؤتة

ح ؤةتؤتةؤ سَتاسَوتة 4 ؤَمِ ةةَتةتاتؤرَؤمِةَ رَسوةؤتاترةرتةةَمِ ؤتتؤةرتةة ؤةتؤتةؤ ترَتتة تاىرمَتة ؤتتةترؤتة رَىرَتاةةؤتاؤ ىرِسوةةة ةَوَؤر 2 ؤَمِ رِرةتةَرَؤمِةَتاؤ.

ؤرَؤسَوتر 1: رِسْرَؤةَمِ ؤتَؤ ؤرَؤسَوتر

ح رَسْةَتةَمِؤ ترَتتة تاىرَؤ رَسوةاتاةةؤتاؤ ةَىرَتة ءاتةؤ ؤَىرَةؤرَ تاىرَتة ةرَةَؤتاىرؤؤَمِؤ تاؤرَمِ رِةَةَتةؤتاىرؤؤَمِؤ سَوَىرَتاةةر ةةَؤتاتةةؤرَتة ؤَمِةَ ؤتتؤةرتةة ةتسِؤتاىرةَمِ ؤتتؤةرتةة ؤَسوةتاىرةَمِ ةةَؤر ىَاةتاةةؤرَتة ؤتتؤةرتةة ةَوَؤرَؤتاىرةَمِ ةَمِ ؤتتؤةرتةة ؤتتؤةرتةة ةَوَؤرَؤتاىرةَمِ، ةىتاةِؤةرَتتةَمِ، ةِسْؤةَىرَؤتاىرةَمِ ؤَمِةَ ؤتتؤةرتةة ةَوَؤرَؤتاىرةَمِ ؤتتؤةرتةة ؤَسوةتاىرةَمِ ؤتتؤةرتةة ؤَسوةتاىرةَمِ ؤتتؤةرتةة ؤَسوةتاىرةَمِ، ؤتتؤةرتةة

ބަދަލުތައް	ހާލަތުތަކުން	ތިން ބަންދުކުރުން
2025 ވަނަ ހަމަން ނަންބަރު ކުރިން، ހިންގަން ހުންނަ ކުރިން ހުންނަ ބަދަލުތަކުން ވަކިން ބަންދުކުރުން ތަންކުރަން.	ބިން ކުރިން ބިލާން ބިން ދިން ހިންގުން ވަކިން ބަންދުކުރުން	• ބ.ބީ.ބ / ހިންގުންތަކުން ބިން ކުރިން ބަންދުކުރުން • ބ.ބީ.ބ ބިން ދިން ހިންގުން ވަކިން ބަންދުކުރުން
	ބަދަލު ކަން ކުރުން ކުރިން ބ.ބީ.ބ ވ ދިން ، ،ڈ ،ڈ ،ڈ	• ބަދަލު ކަން ،ڈ ،ڈ ،ڈ ،ڈ
	ބިން ކުރިން ،ڈ ،ڈ ،ڈ ،ڈ

	ހިއްސާ ބަދަލުކުރުން ހިންދުން ތަކެއް ބަދަލުކުރުން	• ހިއްސާ ބަދަލުކުރުން ކުރިއެއްކުރުން ބަދަލުކުރުން • ހިންދުން ބަދަލުކުރުން ބަދަލުކުރުން
	ދާއިރާ ބަދަލުކުރުން ތިން ދުވަހުން (ބަދަލުކުރުން-4)	• ކުރިއެކެއްކުރުން ދާއިރާ ބަދަލުކުރުން ބަދަލުކުރުން
	ކަން ހަދައިގެން ބަދަލުކުރުން ދާއިރާ ބަދަލުކުރުން	• ބަދަލުކުރުން ބަދަލުވާން
	ދާއިރާ ބަދަލުކުރުން ކުރިއަށް ގެންދިއުން	• ކުރިއެއްކުރުން ދާއިރާ ބަދަލުކުރުން
2028 ވަނަ އަހަރު ބިދެދުގެ ކުރިން، ކުރިއެއްކުރާ ބަދަލުތަކުން ބާރުވެ ހިންދުން ތަކުން ބަދަލުކުރާ ؛ ؛ ؛

ކަންބަރ ހާސްކަން ބަދަލުކުރުން

- ހިންދުން ކުރިއަށް ސަރަހަދައި ކުރުން ދަންކުރުމުގައި ބަދަލު ކުރެވިފައި ހުންނަ ހާދިސާ 10 ވަން ދުވަހުގައި ވަނީ.
- ފާރު ދުއްވަން ބުރިމަން ހިންދުން ކުރިއަށް ސަރަހަދައިދިން ކަ ސަރަހަދައިދިން ކަންބަރ ވަންކުރުން ބަދަލުކުރެވިއެވެ. ހަދި ކ ބަންދުވާން ތިން ބަދަލުކުރުން ވަންކުރެވިއެވެ. ހަދި ބ ބަންދުވާ ބިން ބަދަލުކުރެވިއެވެ. ހަދި ބ ބަންދުވާ ބިން ކަންބަރ ކުރުން ކަންބަރ ކުރުން ބަދަލުކުރެވިއެވެ. ކުރިން ބ ބަންދުވާ ބިން ،ބ ،ب ،ب ،ب

ژުރިސْدِكْشَنْ ތެރެއިން ބާބު ١٤

ژުއިން ދަންނަ ބަންދުތަކުން ހަދާ ބަދަލުތަކުން، ދިވެހިރާއްޖެ ބަންދުތަކުން ؛ ؛ ؛

- ؤښېچەرەشچ ۋېژېش ؤىرىچەڭىلەرەش ئەۋەرىخرەش ئەبىرەرەش ئىشقەرەشۋېشلەرى.
  - ۋېڭە ؤښېچەرەشچ ھرىسىچەش چ سەئەرەرەھقر رىشۇدۇ ھەبە ھەرەپ ىرۇېچەھ ھەۋەڭىرەبەش ھېۋېڭەرەش رىرەرەئەشۋېشلەرى.
  - ھەۋەرىچچېچ-4 ھىسىسەرەشچەۋەھ بەشۇ 5 ھەرەبەرەش ئەبەرەشۋېشلەرى.
  - ؤښېچەرەشچ ۋېژېش ؤىرىچەڭىلەرەش ۋەقرۇئىش بەشۇ 5 ھەرەبەرەش ھەھۇرەبەر ئەبەرەشۋېشلەرى.

ދެން ކرަންވާ ކަންކަން

ދެން ކرަންވާ ކަން 1: ހ. ފެންވަރު-ހިންދާ ކަން ބަލައި ބަންދުކުރުން ހިންދުވާ ބިން ތަރައްގީ ކުރުން

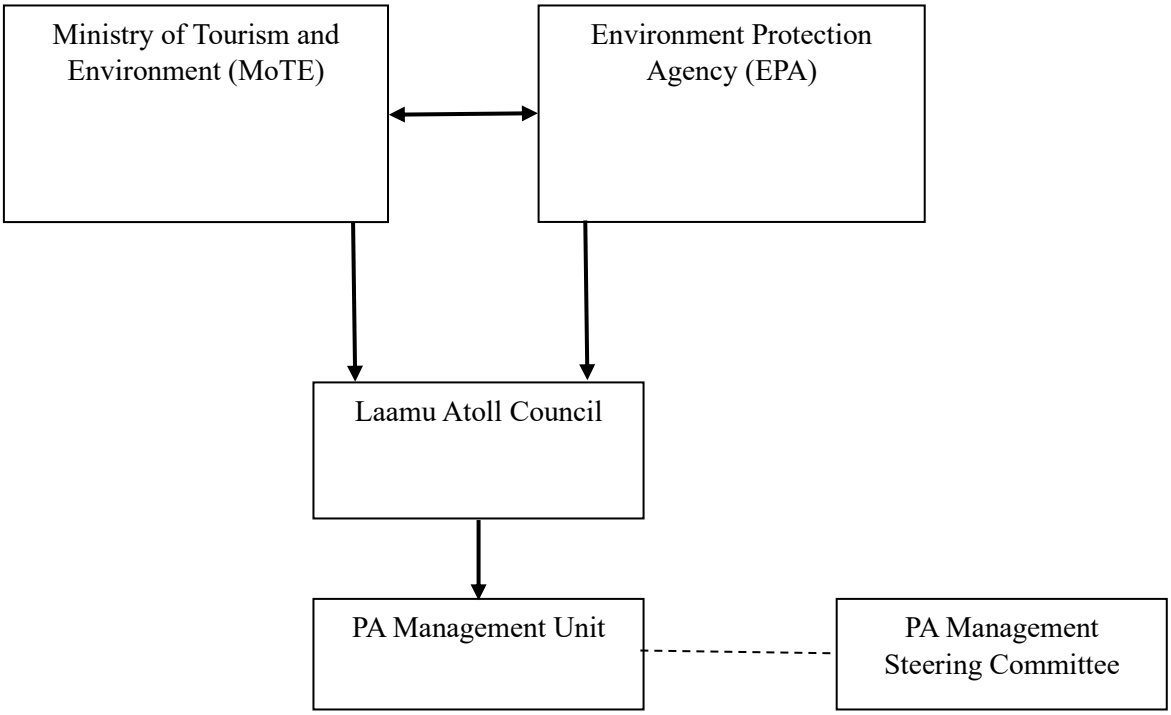

އެކްޝަން 2: ފ.ބ. ކުރެހުމުގެ ދަންނަވަން ބޭނުންވާ ބަދަލުތައް

ބިދާރި ހިންގުން

- ކުރެހުމުގެ ބިންގަނޑު ދަންނަން ބޭނުންވާ ބަދަލުތައް
- ކުރެހުމުގެ ބިންގަނޑު ތަރައްގީ ކުރެވިދާނެ ބައެއް
- ބަންދު ބަދަލު ކުރެވިދާ ތަންތަން
- ބ.ފ.ބ. ތަކުން ހުންނަން ހުރި ކުރެހުމުގެ ބިންގަނޑު 6 ބަންދު ކުރެވިދާ ތަންތަން
- ފ.ބ. ކުރެހުމުގެ ސަބަބުން ކުރިއަށް ދާން ބޭނުންވާ ބަދަލުތަކުން، ކުރިއަށް ގެންދާ ބަދަލުތަކުގެ ދަންނަން ބޭނުން

ފ.ބ. ؋ބ.ތަކުން ތަރައްގީ ކުރެވިދާ ؋ންތަކުން ؋ންނަން ؋ންނަ ؋ންތަ

- ؋ންގެ ތަރައްގީ ؋ންގެ ؋ން؋ ؋ން؋ ؋ން؋ ؋ ؋

ދިވެހިން ކުރިން ތިބި ބެލެން ؤ ހާސިލުކުރާ ؤސާބިތުތައް

- ތެރެއަކީ ؤؤދުގެ ސަރަހަدުން ބިؤދُން ތަން ؤ ؤ ؤ

ﮬﮈﮬﮕﮢﮬﮕﮧﮬﮕﮨ 3: ﮈﮢﮬﮈﮬﮕﮬﮕﮬﮕ

PA management effectiveness monitoring							
Standards (IUCN Green List) and Monitoring tools for PA effectiveness (e·g· METT)			x	x	x		on the job training
Evaluation and Reporting		x	x				
Ranger training							
PA codes of conduct and rules					x		
Visitor engagement and management		x	x	x	x		
Non-compliance monitoring protocols					x		
Conflict engagement					x		
Drone surveillance and operation					x		
First aid					x		
Fire safety training					x		
Swimming skills					x		
Personal survival techniques					x		
Open water dive certification or above					x		short course
Niyami training					x		

ބެލެންސްشیٹ 4: ބަންކުން ލިބިފައިވާ ފައިސާ ހިންގުން ބެލެންސްشیٹ ތަފْصِيل

- ބަންکުން ލިބިފައިވާ ކުރެडިއަށް ކުރިން ބަންکުން ދާންދެން ދަންނަންވާ ބިން ،ކާންދެން ،ހިންގާ ،ކۮންބަ ،ކۮ ،ބަ ،ؤ ،ؤ ،ؤ

Name of PA:

Activity description:

Personnel needs (list all personnel needed, including current and additional staff)

Job Title	Quantity	Number of working months	Cost per month (MVR)	Total Cost (MVR)

Supplies, Equipment & vehicles (items that need to be purchased or rented)

Item	Quantity	Unit Cost (MVR)	Total cost (MVR)

Contractual Services (List all work to be done by contract with non-PA staff)

Services needed	Estimated Cost (MVR)

Training needs

Corse Title	Cost of course (MVR)	Travel & Other expenses (MVR)	Total Cost (MVR)

Summary of Costs (MVR):

Item	Total Cost (MVR)
Personnel	
Supplies and Material	
Contractual Services	
Training	
Total cost	

ބެލެންސިން 5: ކުރިން ހުންނަން ބޭނު�ބިލާދުން ހިންދާ ހިސާބުން ބަދަލުކުރުން

The annual report should include the following areas

1. Introduction
    - Provide a description of the PA and an overview of the PA management objective.
    - Include an outline of the report and its objective
2. Administration and Finance
    - Updates on staffing, and trainings
    - maintenance and waste management with available data
    - Budgeting including income and expenditures
3. Activities and Programmes
    - Visitor activities including numbers and type of activities done in the PA
    - Information and feedback collected through visitor surveys
4. Compliance Monitoring
    - Incidences of non-compliance and illegal activities
    - Action taken - Fines and penalties
    - recommendations
5. Education, Awareness and Outreach
    - Webpage and social media engagements and stats
    - Activities undertaken at PA for awareness raising and education
    - Activities undertaken in collaboration with community
    - Any publications or reports produced during the reporting period
    - Other outreach activities
6. Research & Monitoring
    - Report on overall physical health of the PA with any data collected during the reporting period.
    - Include trends of health of the area based on previously collected data
    - Any incidences of risks or unusual impacts on the health of the area
    - Any ongoing research during the reporting period
7. Monitoring and Evaluation
    - Report on any monitoring effectiveness assessments undertaken during reporting period (e.g. METT)
8. Conclusions & Recommendations
    - A summary of the overall report
    - Overview of management effectiveness
    - Recommendations to improve management

ބެލެންސްشیٹ 6: ކުންފުނި ފަރާތުން ބަންދުކުރެވިފައި ހުންނަ ބަންދުތަކުން ބަދަލުވާ ބަދަލުތައް

Note: Please fill out the sections of this report that are applicable or have relevant updates for this month. If a section does not apply or there have been no changes, it is not necessary to complete it.

Administration

Number of Staff at PA Management office:	
Number of Trainings conducted: (List details of each training below)	

Name of training	# participants	Duration	Training conducted by	Training mode

Budget

Total revenue (MVR): (List all types of revenue generation in table below)	

Total Expenditure (MVR): (List all types of revenue generation in table below)	

Revenue source	**Amount (MVR)**
Annual budget	

Expense	**Amount (MVR)**
Salaries	

External projects	
donations	
Fees or permits	
fines	
Others	

Trainings	
Equipment	
Maintenance	
Consumables	
Others	

PA Use

Number of diver boats:	
Number of divers	
Number of reef fishing boats	
Number of recreational fishing boats	
Number of bait fishing boats	
Number of dolphin watching cruises	
Other activities	

Provide a graph of daily visitor log counts

Non-compliance and illegal activity:
List all incidences

Incident description	Action taken

Education, Awareness & Outreach

List activities undertaken during reporting period

Date(s)	Activity description	Target audience	# people engaged	Link to activity report

List any knowledge products produced (e·g· video, publication, report)

Description of product	Type of product	Link to location

Research and Monitoring

List ecological monitoring activities undertaken during reporting period

Date(s)	Monitoring type (e·g· megafauna, grouper, water quality)	Numbers observed	Link to available reports

Research Activities

Research permit number	Research project description	Research conducted by	Activities carried out	Available reports/data

އެޕެންޑިކްސ 7: ފ.ބ. ކަންބަންދިއަން ދިވެހިރާજ ބަންދުތަކުގެ ދަންނަވަން ބަދަލުކުރުން

ތިރީގައި ދިވެހި ފ.ބ. ކަންބަންދިއަން ދިވެހިރާજ ބަންދުތަކުން ދަންނަވާ ބަދަލުކުރެއްވި ބަދަލުތައް ކަމުގެ ބުރަން ބަދަލުކުރެވެއެވެ.

1. ހ. ފެހެރިއާ ކެރުންސްވިން ބަންދުން ފާރުވެ ދ.ބ. ދަންނަވަން ދިވެހި ދ.ބ. ބަންދުތަކުން ބަދަލުކުރެވިފައިވާ ބަންދުތަކުން ބަދަލުކުރެވިފައިވާ ބަންދުތަކުގެ ބަދަލުތައް ތިރީގައި ބަންދުކުރެވެއެވެ.

2. ދަންނަވަން ދިވެހި ދ.ބ. ބަންދުތަކުން ބަދަލުކުރެވިފައިވާ، ބަދަލުކުރެވިފައިވާ ބަންދުތަކުގެ ބަދަލުތައް ތިރީގައި ބަންދުކުރެވެއެވެ.

3. ދަންނަވަން ދިވެހި ދ.ބ. ބަންދުތަކުން ބޭނުންކުރާ ކުރިން ބަދަލު ކުރެވެން، ބަދަލުކުރެވެން، ބަދަލުކުރެވިފައިވާ ބަންދުތަކުގެ ބަދަލުތައް ތިރީގައި ބަންދުކުރެވެއެވެ.

4. ބަދަލުކުރެވިފައި ބަންދުކުރެވިފައިވާ ދ.ބ. ދަންނަވަން ބަދަލުކުރެވިފައިވާ ބަންދުތަކުގެ ބަދަލުތައް ބަދަލުކުރެވިފައިވާ. ކަންބަންދިއަން ދ.ބ. ބަދަލުކުރެވިފައިވާ ބަދަލުތަކުން ބަދަލުކުރެވިފައިވާ. ދ.ބ. ބ.ބ. ބަންދުތަކުގެ ބަދަލުތައް ބަދަލުކުރެވިފައިވާ.

5. ބަދަލުކުރެވި ބަންދުކުރެއްވި 5 ދުވަހުގެ ތެރެއަށް ބ.ބ. ބަންދު ބަދަލުކުރެވުމުގެ ބަންދުތައް ކުރިއަށް ގެންދެވެއެވެ.

6. ބ.ބ. ބަންދު ބަދަލުކުރެވި، ބަދަލުކުރެވި ބަންދުކުރެއްވި 14 ދުވަހުގެ ތެރެއަށް ބަދަލުކުރެވިފައި ބަދަލުކުރެވެއެވެ.

7. ދަންނަވަން ދިވެހި ބަންދުކުރެއްވި ހިއިން ބަދަލުކުރެވުމުގެ ކުރިން ބަދަލުވެދާ، ބަދަން ބަދަލުވާ ދ.ބ. ދަންނަވަން ބަންދުތަކުގައި ބަދަލުކުރެވުމުގެ ވިސްތާރު ބަދަލުކުރެވެއެވެ.

8. ބ.ބ. ބަންދު ބަންދުކުރެއްވި ބަދަލުކުރެވިފައި ބަދަން ދިވެހިރާજ ބަންދުތަކުގެ ބަންދުކުރެވިފައި ބަދަލުކުރެވެއެވެ.

ބަދަލުކުރެވިން ދިވެހިރާજ ކުރިން ބަދަލުކުރެވި ކަން ކަންބަންދުގެ ތެރެއިން ބަދަލުކުރެވެއެވެ.

Flow diagram of Incidence Attendance Mechanism

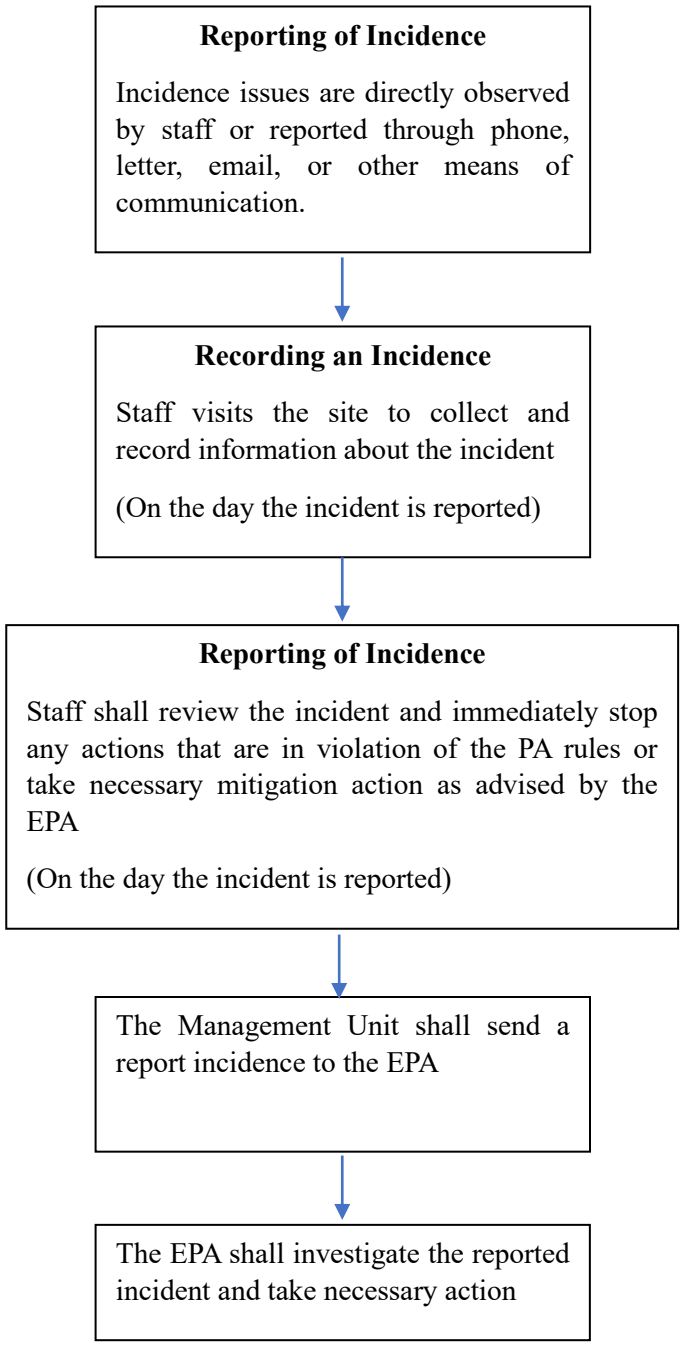

ﷺ 8: ﷺ ﷺﷺﷺﷺﷺ

The PA management Unit shall maintain a registry of grievances and attend to any complaints, disputes or grievances related to the governance or management of the PA. The following provides guidelines for receiving and resolving any complaints, disputes or grievances related to the governance or management of the PA.

1. The PA Management Unit shall have a designated staff member to address all potential complaints, disputes or grievances related to the governance or management of the PA.
2. The PA Management Unit shall maintain a registry of grievances, which will record the details and nature of the complaint, the complainant, the date and actions taken as a result of the investigation. It will also cross-reference any noncompliance report and/or corrective action report or other relevant documentation.
3. The PA Management Unit shall address any grievances in 3 stages (

4. Table 1).
5. The PA Management Unit shall make the grievance redress mechanism publicly available.
6. Any individual or parties (affected person) can report a complaint, dispute or grievance regarding the governance or management of the PA to the PA Management Unit via email, phone, in-person or via the Laamu Atoll Council.
7. The PA Management Unit will lodge the complaint in the grievance registry and resolve the matter in consultation with relevant parties within 7 (seven) days of receiving the report.
8. The PA Management Unit should inform the affected person of the outcome within 7 (seven) days of receiving the report.
9. If the matter is not resolved to the satisfaction of the affected party, then the PA Management Unit should submit the grievance to the PA Management Steering Committee.
10. The PA Management Unit should arrange a meeting of the PA Management Steering Committee to review the matter and the Committee shall come to a decision.
11. The PA Management Steering Committee should inform the affected person of the decision.
12. If the matter is not resolved to the satisfaction of the affected party, the party may take up the matter in the relevant judicial court of the Maldives.

Table 1: Grievance Redress Mechanism

Stage	Process	Duration
1	Reporting: Affected party reports grievance to PA Management Unit	Anytime
	PA Management Unit lodges the complaint in a registry and reviews and resolves the incident	Within 7 days from reporting
	PA Management Unit informs of outcome to affected party	7 days from reporting
If unresolved go to stage 2		
2	PA Management Unit takes grievance case to the PA Management Steering Committee	8 days from reporting
	PA Management Steering Committee reviews and resolves the grievance	-
	PA Management Unit informs of outcome to affected party	-
If unresolved go to stage 3		
3	PA Management Unit takes grievance case to the EPA/ MoTE	-
	EPA/ MoTE reviews and resolves the grievance	-
	PA Management Unit informs of outcome to affected party	-
If unresolved go to stage 4		
4	If the affected party is not satisfied then the party can take the matter to appropriate courts	As per the judicial systems

އެޕެންޑިކްސ 9: ހިންދަންބޮޑުން ސަރަހައްދުގެ ތެރެއިން ڪُރިއެރުން ކުރާ ބަދަލު

Attribute	Parameter	Method	Frequency for periodic monitoring
			Marine Environment
Water quality	• Temperature • pH • Salinity • Electrical conductivity • Nitrates, Phosphates, Ammonia, • Faecal coliform, and Total coliform • Other pollutants	Onsite testing and laboratory testing	Biannually
Coral reef health	• Percentage live coral cover • Species and abundance • Invasive species	Quadrant	Annually
	• Coral bleaching	Visual quadrants	• Monitor following a MMRI alert in Laamu Atoll· • Continue to monitor every 6 months after a bleaching event to check recovery
Fauna	• Species abundance and composition	Visual surveys	Annually
Pollution	• Litter weight and composition • Visible oil or another surface contamination • Others	Observations by rangers	Continuously and reported in monthly report

ބެލެންސާ 10: ހިމާޔަތްކުރެވިފައިވާ ސަރަހަद्ދުގައި ކުރެވުން ހުންނަ ބަދަލުތައް

Note: The activities which are allowed within the PA are indicated with a right mark (☐) and the activities that are prohibited are marked with a wrong mark (X)· Activities that are not relevant or applicable to an area are indicated with a (NA)· Activities indicated by an asterix (*) can be carried out by special permits·

Note: The activities which are allowed within the PA are indicated with a right mark (√) and the activities that are prohibited are marked with a wrong mark (X). Activities that are not relevant or applicable to an area are indicated with a (NA). Activities indicated by an asterix (*) can be carried out by special permits.

Activity	Marine Area
Any activities that may cause harm to or alter the PA	X
Littering	X
Using strong lights during night time to lure protected species to shallow areas	X
Introduce any new or alien species into the area	X
Feeding the birds, fish and other species present in the area	X
Mining or conducting any research to find gas, oil or minerals	X
Reclamation and dredging	X
Anchoring	X
Infrastructure development	X
Aquaculture/mariculture	X
Sand and coral mining	X
Releasing any pollutants into the reef and placing outfalls	X
Traditional bait fishing and top layer fishing*	√
Research*	√
Recreational diving*	√
Dolphin watching*	√

ބެލެންޏާ 11: ފީ ބަންދުގެ ގަވާއިދުތަކެވެ

The following are guidelines for possible fee structures. These will need to be finalized following guidance from the PA Steering Committee. All fees listed are for Maldives residents and work permit holders unless stated otherwise.

No.	Description	Cost (MVR)
1	Entry fee - Dive	100.00
2	Entry fee (Non-Mv) - Dive	200.00
3	Dive fee, Guest House, per year	26,000.00
4	Dive fee, Resort/Safari, per year	70,000.00
5	Dive fee, Guest House, per month	3,000.00
6	Dive fee, Resort/Safari, per month	6,500.00
7	Dive fee, Guest House, per day	350.00
8	Dive fee, resort/safari, per day	500.00
9	Guided tours	2,500.00
10	Guided tours (Non-Mv)	3,500.00
11	Commercial Research License	3,000.00

Fee exemptions will be made for the following parties:

1. Students and teachers visiting the PA for educational purposes
2. Individuals or parties visiting for official purposes under a special permission from the Council
3. Promotional purposes
4. Researchers with a valid permit
5. Individuals or parties attending trainings or capacity development programs organized by the PA Management Unit.

ބެލެންސްބަންދު 12: ހިންދުންތަކުން ބަދަލުކުރެވިފައިވާ ބިން ބަންދުގެ ތަފْސِיލް

1. ހިންދުންތަކުން ބަދަލުކުރެވިފައިވާ ބިންތަކުން ބިންވެރިން ދެން ހިންދުންތަކުގެ ހިންދުން ބަންދުކުރެވިފައިވާ ބިންތަކުން ކުރިން ހިންދުންތަކުން ބ.ފެން.ން ބަދަލުކުރެވިފައިވާ ބިންތަކުގެ ބިން ދ ހިންދުން ފެން ދަންނަން ؛ ،ؔ،ؔ،ؔ ،ؔ،ؔ،ؔ ،ؔ،ؔ،ؔ

ބެލެންސްކުރުން 13: ހިންދުދﷺ ﷺ ﷺ ﷺ ﷺ ﷺ ﷺ ﷺ

The following penalties will be imposed for violations of the PA rules, regulations and permit conditions at Gaadhoo-Hithadhoo Kan'du PA

ނمبر	ﷺ ﷺ ﷺ ﷺ ﷺ ﷺ ﷺ ﷺ
1	ﷺ ﷺ ﷺ ﷺ ﷺ ﷺ ﷺ ﷺ

ﷺ 14: ﷺ-ﷺ ﷺ ﷺ ﷺ ﷺ ﷺ 10 ﷺ ﷺ

Activities	Responsible	Timeline (year)									
		1	2	3	4	5	6	7	8	9	10
Objective 1: By the end of 2025, an effective management plan will be implemented with a functioning management unit.											
Activity 1.1 Approve a management plan and sustainable financing plan for the PA	EPA										
Activity 1.2 Delegate management authority to LAC	EPA/ MoTE										
Activity 1.3 Establish PA management Steering Committee	LAC										
Activity 1.4 Develop infrastructure inside PA	LAC										
Activity 1.5 Establish management unit and hire staff	LAC										
Activity 1.6 Develop Standard Operating Procedures (SOP) for PA	PA management unit (council)										
Activity 1.7 Conduct general capacity building trainings for staff	MoTE/LAC/ EPA										
Activity 1.8 Conduct ranger training	MoTE/ EPA										
Activity 1.9 Develop PA website and social media platforms	PA management unit (council)										
Activity 1.10 Develop Limits of Acceptable Change for the PA	PA management unit (council)										
Activity 1.11 Develop management effectiveness monitoring protocols	PA management unit (council)										
Activity 1.12 Implement	LAC										

visitor activities management and monitoring											
Activity 1·13 Conduct periodic management effectiveness monitoring	MoTE										
Activity 1·14 Review management plan	MoTE										
Objective 2: By the end of 2028, the current levels of Grouper, Napoleon wrasse, sharks, rays and sea turtles within the PA are maintained or improved·, along with general improvement of biodiversity and ecosystem function and services of the PA·											
Activity 2·1 Develop and implement monitoring plan	PA management unit (council)										
Activity 2·2 Procure equipment for ecological monitoring	LAC										
Activity 2·3 Conduct training on ecological monitoring for relevant staff	MoTE/ EPA										
Activity 2·4 Conduct a baseline ecological assessment of the PA	PA management unit (council)										
Activity 2·5 Continue periodic ecological monitoring of the PA	PA management unit (council)										
Activity 2·6 Disseminate information on health of the PA	PA management unit (council)										
Objective 3: By the end of 2028, understand the current levels of tourism and fishery use, and develop and implement appropriate guidelines for sustainable practices·											
Activity 3·1 Measure baseline level of community understanding of PA values	PA management unit (council)										
Activity 3·2 Continue periodic KAP assessment	PA management unit (council)										
Activity 3·3 Develop a procedure for monitoring	PA management unit (council)										

user activities within PA											
Activity 3·4 Monitor and collect data on diving, fishery and travel activity within PA	PA management unit (council)										
Activity 3·5 Develop and implement guidelines for user activities within PA	PA management unit (council)										

Management Plan Annex: Financial Plan

Laamu Gaadhoo-Hithadhoo Kan'du and Laamu Bodu Finolhu and Vadinolhu Kandu Olhi Area Management Plan

28th April 2025

Proposed by

Ministry of Tourism and Environment

Prepared by

Water Solutions Pvt Ltd

Contents

Executive Summary....59
Introduction....60
Description of Financial Plan....61
Initial Investment....61
Operating Costs....61
Revenue Break-up....61
Cash Flow....62
Risk Management....62
Monitoring and Evaluation....62
Annex A: Initial investment....63
Annex B: Operating costs....64
Annex C: Revenue break-up....65
Annex D: Cash flow....67

Executive Summary

This financial plan has been prepared for both the L. Gaadhoo-Hithadhoo Kan'du Area and L. Bodu Finolhu and Vadinolhu Kan'du Olhu Area, as these Protected Areas (PAs) will be managed by the Laamu Atoll Council (LAC). These areas have been declared as a Protected Areas on 23rd December 2021 under the Law no 4/93 (Environment Protection and Preservation Act). The PAs are mainly protected for its significant biodiversity. In alignment with Clause 12 of the Regulation no 2018/R-78 (Protected Areas Regulation), this financial plan is a key component of the management plan, developed to support sustainable use and effective management of the PA.

The management framework proposes a co-management governance regime involving the Ministry of Tourism and Environment (MoTE), the Environmental Protection Agency (EPA), and the Laamu Atoll Council (LAC). The LAC will establish a PA Management Unit within the Council to implement the management plan.

Through careful allocation of financial resources and the establishment of a **comprehensive** governance framework, this plan aims to protect the ecological and social values of the PAs while providing long-term benefits to the local community and promoting sustainable use.

Introduction

In alignment with Clause 12 of the Regulation no 2018/R-78 (Protected Areas Regulation), this financial plan is a key component of the management plan, developed to ensure sustainable use and effective management of L. Gaadhoo-Hithadhoo Kan'du Area and L. Bodu Finolhu and Vadinolhu Kan'du Olhu Area. These areas have been designated as Protected Areas on 23rd December 2021 under the Environment Protection and Preservation Act (4/93). These PAs are mainly protected for its significant biodiversity and social significance for the local community.

The vision of the L. Gaadhoo-Hithadhoo Kan'du Area is "to effectively manage Gaadhoo-Hithadhoo Kan'du Protected Area for maintaining a healthy ecosystem to protect globally and locally significant and threatened species".

The vision of the L. Bodu Finolhu and Vadinolhu Kan'du Olhu Area is "to effectively manage Bodu Finolhu and Vadinolhu Kandu Olhu Protected Area as a habitat for globally and locally significant and threatened species, while ensuring a sustainable and harmonious relationship with ocean-users"

This report presents financial plan to sustainably implement the proposed management plan for L. Gaadhoo-Hithadhoo Kan'du Area and L. Bodu Finolhu and Vadinolhu Kan'du Olhu Area. The objective of this financial plan is to address the resources required to establish effective management, support infrastructure, and ensure ongoing conservation and sustainable use practices. Key areas of focus include funding for management unit establishment, infrastructure development, ecological monitoring and visitor management. Additionally, the plan is designed with the goal of developing revenue-generating services within the PAs, thereby supporting ongoing operations and potentially yielding profits that can be reinvested into further conservation and management efforts. This report provides a detailed breakdown of the initial investment, operating costs, revenue break-up and cash flow for the PAs.

Description of Financial Plan

Initial Investment

Since both L. Gaadhoo-Hithadhoo Kan'du Area and L. Bodu Finolhu and Vadinolhu Kan'du Olhu Area are ocean areas, no structures will be built. The exception is Vadinolhu, a small uninhabited island, where information boards and lifeguard equipment are planned. The primary investment for these PAs is transportation, as a speedboat is necessary for monitoring and activities for revenue generation. It is recommended to seek external funding/ grant opportunities, such as Green Funds, to support initial investments required for effective management.

The initial cost sheet includes fixed assets (physical structures), vessels, vehicles, management office, and miscellaneous items. Preliminary expenses cover bank accounts, stationery, and compliances. A comprehensive breakdown of the initial investment is provided in Annex A: Initial investment

Operating Costs

To effectively achieve the objectives of this management plan, the financial plan identifies the essential resources, staffing, and assets required. Operating costs include staff cost and activities cost. Office cost for this PA is not included as there is no visitor centre. Staff costs are estimated for 3 staff members; a senior ranger as a boat captain and two rangers. The combined monthly staffing costs for these roles are estimated to be around 44,900 MVR, which includes salaries, benefits, and any associated allowances. Activity costs include staff training, educational initiatives to raise community and visitor awareness, and marketing efforts to promote sustainable tourism. Insurance costs include insurance for both the boat as well as divers' insurance. The details of operating costs are outlined in Annex B: Operating costs

Revenue Break-up

The current product offerings at L. Gaadhoo-Hithadhoo Kan'du Area and L. Bodu Finolhu and Vadinolhu Kan'du Olhu Area mainly include diving, as both areas are channels. Visitors can pay a fee to dive and explore these marine areas, observing a variety of species. This experience can be offered as a package deal, including guided tours with transfers and dive equipment provided.

Revenue is expected to grow by 10% every two years. A comprehensive breakdown of revenue sources for this PA is presented in Annex C: Revenue break-up

Cash Flow

The cash flow sheet shows a net negative cash flow over the first 8 years of operation, with a positive cash flow starting from year 0, assuming that the initial investment will be covered through external funding/ grants. This positive cash flow indicates that after an initial loss period, after covering operating expenses and management costs, the revenue streams of the PA, including visitor fees and services are sufficient to sustain ongoing operations. A detailed cash flow table for the PA is provided in Annex D: Cash flow.

Risk Management

This financial plan also incorporates a comprehensive risk management strategy to address potential financial and operational challenges that could impact the effective management of this PA. Key risks include fluctuations in funding sources, unexpected maintenance costs, environmental degradation, and changes in visitor numbers. To mitigate these risks, it is important to have multiple funding sources and regularly review financial performance to adapt to changing circumstances. Additionally, periodic ecological assessments and visitor impact studies will be conducted to address any environmental or operational concerns.

Monitoring and Evaluation

The financial plan should be monitored and evaluated along with the management plan. Refer to Section 12 of the L. Gaadhoo-Hithadhoo Kan'du Area and L. Bodu Finolhu and Vadinolhu Kan'du Olhu Area Management Plans.

Annex A: Initial investment

Information board numbers account for placing them on local island harbors to raise awareness of the PAs.

Initial Investment		
		Total Cost
Fixed assets		
PA infrastructure		77,000.00
Visitor/research centre	-	
Viewing platform		
Watch tower x2	-	
Public Toilets	-	
Waste collection point (Bins) x3	-	
Bicycle stand x3	-	
Parking area	-	
Canoe storage	-	
Access gate	-	
Information board stand x12	72,000.00	
Picnic area x2		
Life guard equipment x2	5,000.00	
Security camera x4	-	
Open shower (muslim shower) x2	-	
Vendor's Stand	-	
Seating x5	-	
Vessels and vehicles		1,600,000.00
Speedboat	1,400,000.00	
Marine buoy	200,000.00	
Dingy		
Motor cycle		
Pickup		
PA Management Office		599,000.00
Office setup/renovation	-	
Rent Deposit		
Furniture	60,000.00	
Equipment (PC, printers, etc)	80,000.00	
Equipment (Dive Gear)	140000	
Equipment (Compressor)	250,000.00	
Equipment (Ecological survey)	69,000.00	
Miscellaneous Fixed Assets		77,500.00
Network connections	2,500.00	
miscellaneous speedboat setup fees	75,000.00	
Total Fixed Assests		2,353,500.00
Preliminary expenses		7,000.00
Bank accounts	5,000.00	
Satutory compliance	2,000.00	
Insurance	-	
Total initial investment	MVR	2,360,500.00

Annex B: Operating costs

Operating Cost															
No.	Description		Jan	Feb	Mar	Apr	May	Jun	Jul	Aug	Sep	Oct	Nov	Dec	YR 2024
1	Office Cost	-	-	-	-	-	-	-	-	-	-	-	-	50,000	50,000
2	Staff Cost	-	44,900	44,900	44,900	44,900	44,900	44,900	44,900	44,900	44,900	44,900	44,900	44,900	538,800
3	Activities Cost	-	4,000	4,000	4,000	4,000	4,000	4,000	14,000	4,000	4,000	4,000	4,000	4,000	58,000
4	Insurance Cost													25,000	25,000
	Total Operating Costs		**48,900**	**48,900**	**48,900**	**48,900**	**48,900**	**48,900**	**58,900**	**48,900**	**48,900**	**48,900**	**48,900**	**123,900**	**671,800**
Office Cost															
No.	Description	Rate	Jan	Feb	Mar	Apr	May	Jun	Jul	Aug	Sep	Oct	Nov	Dec	YR 2024
1	Rent														-
2	Communication (internet, phone, etc)	-	-	-	-	-	-	-	-	-	-	-	-	-	-
3	Utilities (eleticity, water, etc)	-	-	-	-	-	-	-	-	-	-	-	-	-	-
4	Conveyance (local transport)	-	-	-	-	-	-	-	-	-	-	-	-	-	-
5	Meeting Cost (petty cash)	-	-	-	-	-	-	-	-	-	-	-	-	-	-
6	Office Supplies (stationary, etc)	-	-	-	-	-	-	-	-	-	-	-	-	-	-
7	Compliance	-	-	-	-	-	-	-	-	-	-	-	-	-	-
8	Maintenance (Speedboat)													50,000	50,000
	Total Office Cost	**-**	**-**	**-**	**-**	**-**	**-**	**-**	**-**	**-**	**-**	**-**	**-**	**50,000**	**50,000**
Staff Cost															
No.	Description	Rate	Jan	Feb	Mar	Apr	May	Jun	Jul	Aug	Sep	Oct	Nov	Dec	YR 2024
1	Ranger Snr. / Captain	20,000	20,000	20,000	20,000	20,000	20,000	20,000	20,000	20,000	20,000	20,000	20,000	20,000	240,000
2	Ranger	12,450	12,450	12,450	12,450	12,450	12,450	12,450	12,450	12,450	12,450	12,450	12,450	12,450	149,400
3	Ranger	12,450	12,450	12,450	12,450	12,450	12,450	12,450	12,450	12,450	12,450	12,450	12,450	12,450	149,400
															-
															-
	Total annual salary		**44,900**	**44,900**	**44,900**	**44,900**	**44,900**	**44,900**	**44,900**	**44,900**	**44,900**	**44,900**	**44,900**	**44,900**	**538,800**
Activities Cost															
No.	Description	Rate	Jan	Feb	Mar	Apr	May	Jun	Jul	Aug	Sep	Oct	Nov	Dec	YR 2024
1	Training	10,000	10,000						10,000						20,000
2	Education, Awareness and Outreach	2,000	2,000	2,000	2,000	2,000	2,000	2,000	2,000	2,000	2,000	2,000	2,000	2,000	24,000
3	Marketing	2,000	2,000	2,000	2,000	2,000	2,000	2,000	2,000	2,000	2,000	2,000	2,000	2,000	24,000
	Total Activities Cost		**14,000**	**4,000**	**4,000**	**4,000**	**4,000**	**4,000**	**14,000**	**4,000**	**4,000**	**4,000**	**4,000**	**4,000**	**68,000**

Annex C: Revenue break-up

Revenue						
No.	Description	Cost (MVR)	Overhead (fixed and variable)	Total (MVR)	Margin 25%	Price (MVR)
	Revenue					
1	Entry fee - Dive	100.00	-	100.00	-	100.00
2	Entry fee (Non-Mv) - Dive	200.00	-	200.00	-	200.00
3	Dive fee, Guest House, per year	26,000.00	-	26,000.00	-	26,000.00
4	Dive fee, Resort/Safari, per year	70,000.00	-	70,000.00	-	70,000.00
5	Dive fee, Guest House, per month	3,000.00	-	3,000.00	-	3,000.00
6	Dive fee, Resort/Safari, per month	6,500.00	-	6,500.00	-	6,500.00
7	Dive fee, Guest House, per day	350.00	-	350.00	-	350.00
8	Dive fee, resort/safari, per day	500.00	-	500.00	-	500.00
9	Guided tours	2,500.00	-	2,500.00	-	2,500.00
10	Guided tours (Non-Mv)	3,500.00	-	3,500.00	-	3,500.00
11	Commercial Research License	3,000.00	-	3,000.00	-	3,000.00

Estimated revenues from aforementioned fees are given below in MVR.

Assumptions	Nos	Year 1	Year 2	Year 3	Year 4	Year 5	Year 6	Year 7	Year 8	Year 9	Year 10
	100	10,000.00	10,000.00	11,000.00	11,000.00	12,100.00	12,100.00	13,310.00	13,310.00	14,641.00	14,641.00
	250	50,000.00	50,000.00	55,000.00	55,000.00	60,500.00	60,500.00	66,550.00	83,187.50	91,506.25	91,506.25
	1	26,000.00	26,000.00	28,600.00	28,600.00	31,460.00	31,460.00	34,606.00	43,257.50	47,583.25	47,583.25
	1	70,000.00	70,000.00	77,000.00	77,000.00	84,700.00	84,700.00	93,170.00	116,462.50	128,108.75	128,108.75
	4	12,000.00	12,000.00	13,200.00	13,200.00	14,520.00	14,520.00	15,972.00	19,965.00	21,961.50	21,961.50
	4	26,000.00	26,000.00	28,600.00	28,600.00	31,460.00	31,460.00	34,606.00	43,257.50	47,583.25	47,583.25
	150	52,500.00	52,500.00	57,750.00	57,750.00	63,525.00	63,525.00	69,877.50	87,346.88	96,081.56	96,081.56
	200	100,000.00	100,000.00	110,000.00	110,000.00	121,000.00	121,000.00	133,100.00	166,375.00	183,012.50	183,012.50
1 per week	52	130,000.00	130,000.00	143,000.00	143,000.00	157,300.00	157,300.00	173,030.00	157,300.00	173,030.00	173,030.00
1 per week	52	182,000.00	182,000.00	200,200.00	200,200.00	220,220.00	220,220.00	242,242.00	220,220.00	242,242.00	242,242.00
	4	12,000.00	12,000.00	13,200.00	13,200.00	14,520.00	14,520.00	15,972.00	14,520.00	15,972.00	15,972.00
	2,304	670,500.00	670,500.00	737,550.00	737,550.00	811,305.00	811,305.00	892,435.50	965,201.88	1,061,722.06	1,061,722.06

Annex D: Cash flow

Cash Flow										
Details	Year 1	Year 2	Year 3	Year 4	Year 5	Year 6	Year 7	Year 8	Year 9	Year 10
Income										
Revenue	670,500	670,500	737,550	737,550	811,305	811,305	892,436	965,202	1,061,722	1,061,722
Bal from Previous Quarte	-	(1,300)	(34,940)	(35,487)	(71,689)	(71,573)	(110,767)	(110,106)	(80,016)	1,088
Total Income	670,500	669,200	702,610	702,063	739,616	739,732	781,668	855,096	981,706	1,062,810
Expenses										
Initial Investment	-									
Office Cost	50,000	52,500	55,125	57,881	60,775	63,814	67,005	70,355	73,873	77,566
Staff Cost	538,800	565,740	594,027	623,728	654,915	687,661	722,044	758,146	796,053	835,856
Insurance Cost	25,000	25,000	25,000	25,000	25,000	25,000	25,000	25,000	25,000	25,000
Activity Cost	58,000	60,900	63,945	67,142	70,499	74,024	77,726	81,612	85,692	89,977
Total Expenses	671,800	704,140	738,097	773,752	811,189	850,499	891,774	935,113	980,618	1,028,399
Net Cash	(1,300)	(34,940)	(35,487)	(71,689)	(71,573)	(110,767)	(110,106)	(80,016)	1,088	34,411